

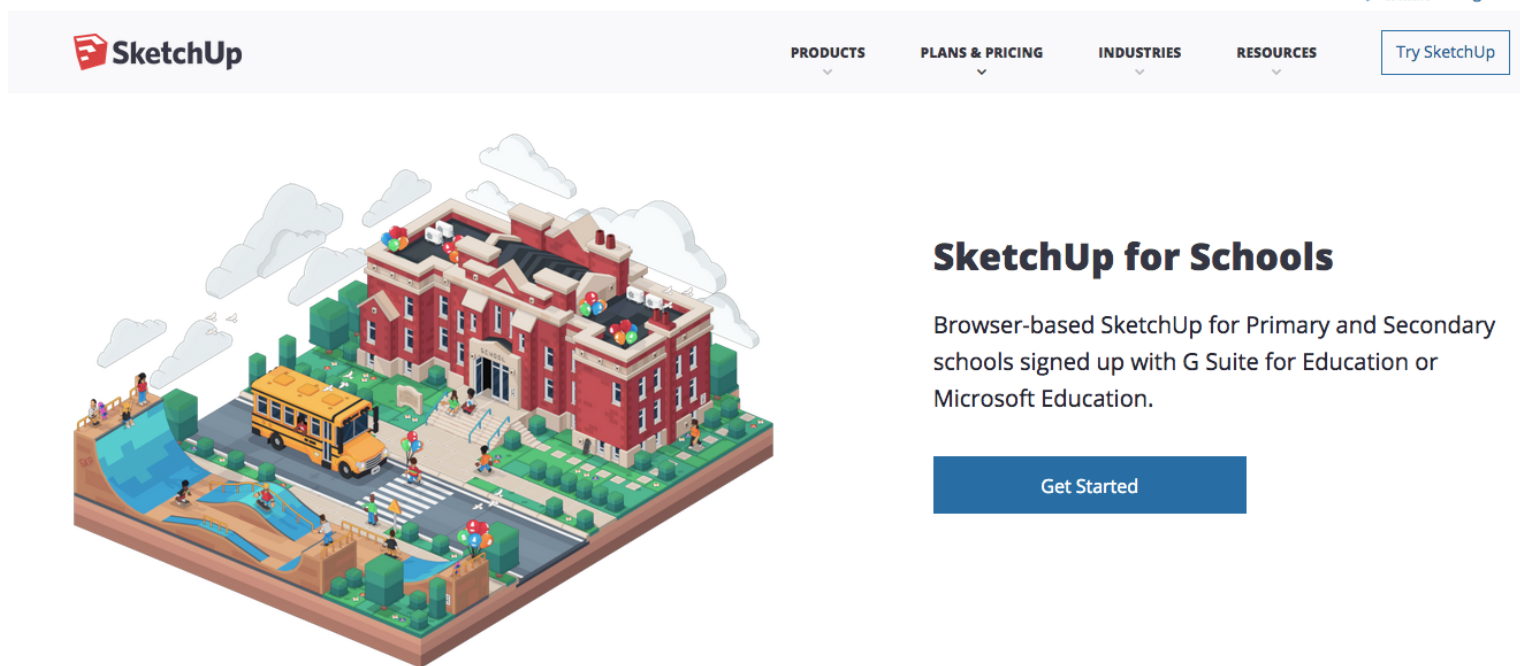
# SKETCHUP FOR SCHOOLS

---

*How to...*

# SKETCHUP FOR SCHOOLS

- Google “sketchup for schools” or type in...  
<https://www.sketchup.com/products/sketchup-for-schools>
- you should get the following screen...



- Click “get started”

# SKETCHUP FOR SCHOOLS

---

- Fill in the required information as seen to the right and press

SketchUp for Schools

## Welcome! Ready to try SketchUp for Schools?

Before we get started, give us a little more information about your school and your role below. We'll make sure you get the right SketchUp.



I use SketchUp  
for...  
change

Let's get to know  
each other

My Apps

Is your school enrolled in Google's G Suite for Education or Microsoft Education?

Yes

What is your role?\*

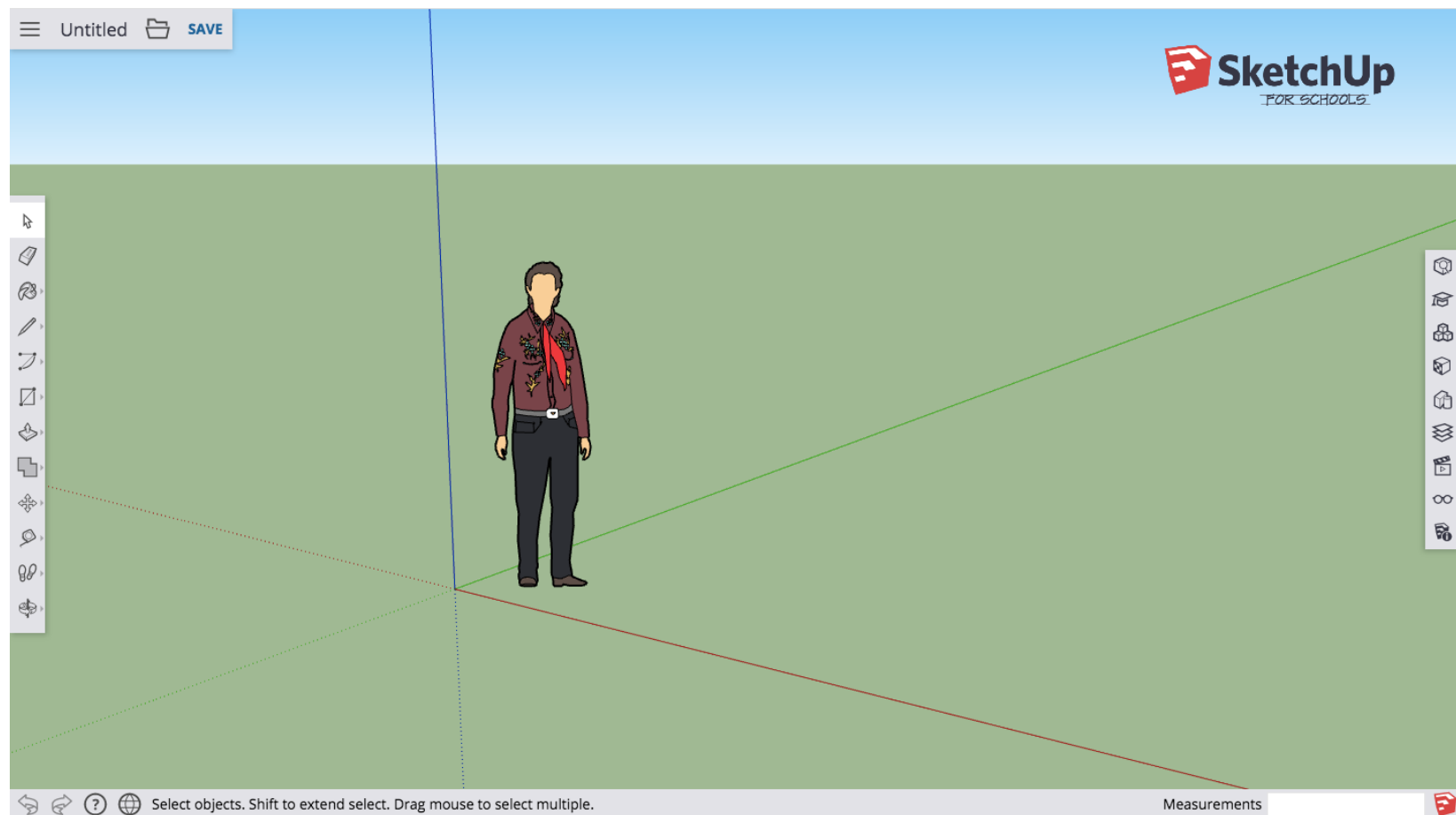
Student

SketchUp for Schools

# SKETCHUP FOR SCHOOLS

---

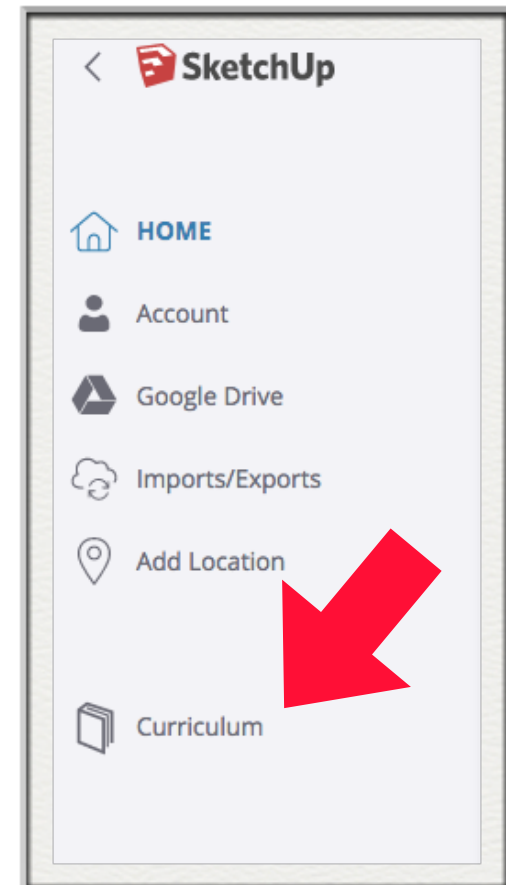
- Your device should then load up the online version of sketchup for school and look like this...



# SKETCHUP FOR SCHOOLS

---

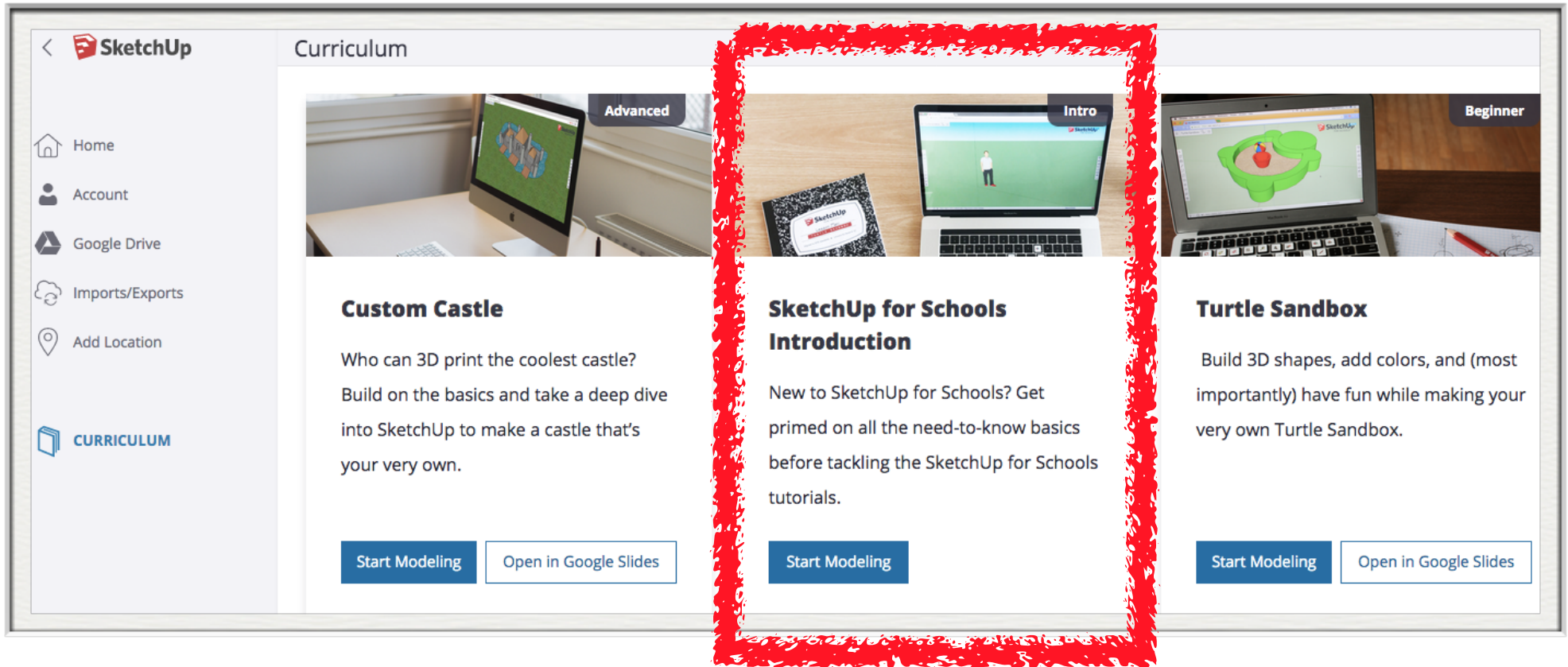
- to get to know how to use sketchup you will now go through a tutorial
- on the left side of the page you should see this...
- Choose CURRICULUM on the bottom



# SKETCHUP FOR SCHOOLS

---

► You should now have this screen

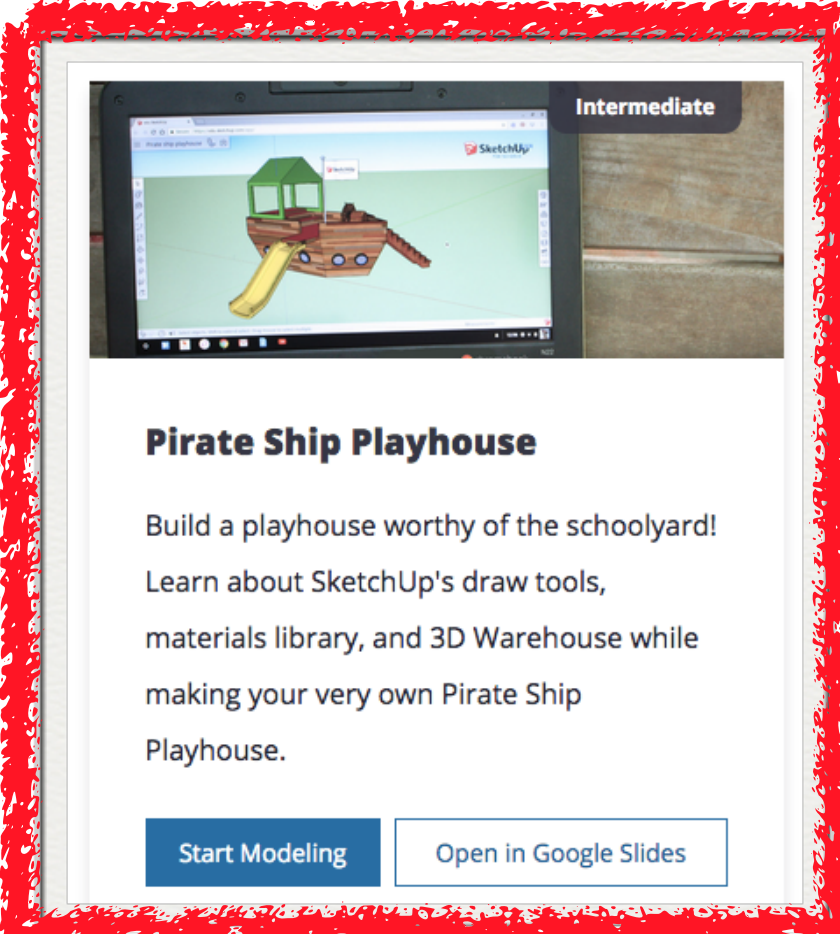


► choose “SketchUp for Schools Introduction”

# SKETCHUP FOR SCHOOLS

---

- Go through the tutorial **AND MAKE WHAT THE TUTORIAL IS MAKING**
- Show your teacher once you have completed the assignment
- Now click on



The image shows a tablet screen with a SketchUp interface. The screen displays a 3D model of a pirate ship playhouse with a yellow slide and a green canopy. The word "Intermediate" is visible in the top right corner of the screen. Below the screen, the text reads: "Pirate Ship Playhouse", "Build a playhouse worthy of the schoolyard!", "Learn about SketchUp's draw tools, materials library, and 3D Warehouse while making your very own Pirate Ship Playhouse.", and two buttons: "Start Modeling" and "Open in Google Slides". The entire content is framed by a red, hand-drawn border.

**Pirate Ship Playhouse**


Build a playhouse worthy of the schoolyard!  
Learn about SketchUp's draw tools,  
materials library, and 3D Warehouse while  
making your very own Pirate Ship  
Playhouse.

[Start Modeling](#) [Open in Google Slides](#)

# SKETCHUP FOR SCHOOLS

---

- Show your teacher your completed ship for marks
- FINAL TUTORIAL: Find the following tutorial and complete it
- Show your completed project to your instructor for marks.



Advanced

### Build a Birdhouse for Shop Class

Design-Build 101: design a birdhouse in SketchUp, then take your 3D model and build it in real life.

[Start Modeling](#) [Open in Google Slides](#)